

ESSENTIAL Series

PORCELAIN


Victoria Series



TILES BY TINA

www.tilesbytina.com • 732.539.4655 • tserpico@tilesbytina.com

ESSENTIAL SERIES - Coloured Body Porcelain (Rectified)



WHITE
Matte Finish

30 x 60 cm (12" x 24")

60 x 60 cm (24" x 24")



BEIGE
Matte Finish

30 x 60 cm (12" x 24")

60 x 60 cm (24" x 24")



ESSENTIAL SERIES - Coloured Body Porcelain (Rectified)



GREY
Matte Finish

30 x 60 cm (12" x 24")

60 x 60 cm (24" x 24")



GRAPHITE
Matte Finish

30 x 60 cm (12" x 24")

60 x 60 cm (24" x 24")

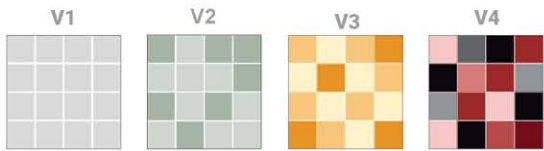


ESSENTIAL SERIES

Tests Performed -- Results Conform

Test	Standard Used	Min. Requirements	Results
Water Absorption	ASTM C-373	< 0.5%	Conforms
Dynamic C.O.F.	ANSI A137.1-2012	≥ 0.42	Conforms
Bending / Breaking Strength	ASTM C-648	≥ 250 lbs.	Conforms
Deep Abrasion Resistance	ASTM C-1243	≤ 175 mm ³	Conforms
Scratch Hardness	MOHs Scale	MOHs 5	Conforms
Chemical Resistance	ASTM C-650	min. UB	Conforms
Frost Resistance	ASTM C-1026	Required	Conforms
Stain Resistance	ASTM C-1378	> Class 3	Conforms

Colour Variation



Examples of Recommended Applications



Packing Details

TILE SIZE	PC/BOX	SF/BOX	LB/BOX	BOX/PAL
12" x 24" Matte	8	15.50	60.96	32
24" x 24" Matte	6	23.25	91.68	24



TILES BY TINA
www.tilesbytina.com

PRODUCT	WALL APPLICATION		FLOOR APPLICATION	
	Interior	Exterior	Interior	Exterior
TILE BOND COAT	<ul style="list-style-type: none"> • 66 FlexLite • 55 LHT Mortar • 56SR LHT Mortar 	<ul style="list-style-type: none"> • 5400 Maxi-Flex • 51/44 Latex Mortar System 	<ul style="list-style-type: none"> • 55 LHT Mortar • 56SR LHT Mortar • 5400 Maxi-Flex 	<ul style="list-style-type: none"> • 5400 Maxi-Flex • 51/44 Latex Mortar System
GROUT	<ul style="list-style-type: none"> • 500 PM Unsanded • 600 PM Sanded • 1600UPG PM Grout 	<ul style="list-style-type: none"> • 600 PM Sanded • 1600UPG PM Grout 	<ul style="list-style-type: none"> • 600 PM Sanded • 1600UPG PM Grout • FlexEpoxy 100 Epoxy Grout 	<ul style="list-style-type: none"> • 600 PM Sanded • 1600UPG PM Grout
CAULKING	Ultra Performance (colour-matched to grout)	Ultra Performance (colour-matched to grout)	Ultra Performance (colour-matched to grout)	Ultra Performance (colour-matched to grout)

SURFACE PREPARATION (If Required)

- Floor levelling: 59 Flex Flo / 5900 Flex Flo Plus Self Levelling Underlayment
- Waterproofing: WP900 Waterproof Membrane
- Crack Isolation/Uncoupling: Flexilastic 1000 Crack Isolation Membrane / FlexMat Uncoupling Membrane

* For a complete listing of FLEX TILE products and accessories including Sound Control, In-Floor Heating, and further setting options, please visit www.flextile.net



“MORE” Surface Care Product Guide

Task	Product Recommendation	Dilution with Water	Frequency
Grout Sealing	MORE™ Grout, Ceramic & Porcelain Sealer	Ready to use	Commercial: 1-3 Years Residential: 5-8 Years
Daily Maintenance	MORE™ Stone and Tile Cleaner	1 : 128 Ratio	Daily
Deep Cleaning	MORE™ Alkaline Cleaner	1 : 4 Ratio	As Needed
Grout Haze- Cementitious	MORE™ Acidic Cleaner	1 : 4 Ratio	As Needed
Grout Haze - Epoxy / Urethane	MORE™ Coating Stripper*	Ready to use	As Needed

* Always test in an inconspicuous area to make sure the product is achieving the desired results and is not damaging the finish of the surface.





WHITE




GREY



TILES BY TINA
www.tilesbytina.com



BEIGE



GRAPHITE



TILES BY TINA
www.tilesbytina.com



GRAPHITE



TILES BY TINA
www.tilesbytina.com