



CC Textures Roberto Series



TILES BY TINA

www.tilesbytina.com

732.539.4655

tserpico@tilesbytina.com

Roberto Series

CC Textures

Subway tile with a twist! Our CC Textures Collection adds depth and dimension to your walls. Whether you prefer beveled, reversed beveled or linear reliefs, this collection offers a variety of options in 3"x6", 4"x10" or 10"x28" formats. When talking about dressing your walls, tile can certainly add a strong element of design and this collection is no exception!



CC Textures Beveled White Ice & Black Bright 3"x6"

Ceramic Wall

3"x6", 4"x10", 10"x28"



TILES BY TINA
www.tilesbytina.com



CC Textures Beveled White Ice & Black Bright 3"x6"



CC Textures White Ice Wavy Bright 4"x10"



CC Textures Tender Gray Bright Beveled 3"x6"

CC Textures

Ceramic Wall

7.3 | | 4"x10" 3"x6"
11x25 cm 7.5x15 cm




White Ice Wavy



4"x10" Bright



4"x10" Matte



White Ice Beveled



4"x10" Bright




4"x10" Matte



3"x6" Bright



3"x6" Matte




Tender Gray Beveled



4"x10" Bright



3"x6" Bright



Black Beveled



4"x10" Bright




3"x6" Bright

CC Textures

Ceramic Wall


7.3 | | 10"x28 3"x6"
25x71 cm 7.5x15 cm



Snow White Beveled




3"x6" Bright



Biscuit Beveled



3"x6" Bright




Bone Beveled



3"x6" Bright



White Ice Waves



10"x28" Bright



TILES BY TINA
www.tilesbytina.com


CC Textures

Ceramic Wall



3"x6"
 7.5x5 cm



White Reversed Beveled



Tender Reverse Beveled



Black Reversed Beveled



Technical Specifications

CHARACTERISTICS	STANDARD	DECLARED ASTM
Water Absorption	C373	>10%
Break Strength	C648	Meet or exceeds
Scratch Hardness	MOH's Scale	3
Chemical Resistance	C650	Unaffected
Shade and Texture Rating	CTDA "V"	VI
Warpage	C485	Pass
Wedging	C502	Pass

Packaging Info

Size	SF per carton	PC per carton
3"x6"	10	80
4"x10"	11.25	38
10"x28"	13.13	7