



Rafael Series

HORIZON

C O L L E C T I O N




TILES BY TINA

www.tilesbytina.com • 732.539.4655 • tserpico@tilesbytina.com



GLOSSY FINISH



FROST GLOSSY



NATURAL GLOSSY



MIST GLOSSY



MARINA GLOSSY



PLATINUM GLOSSY



SABLE GLOSSY

MATTE FINISH



FROST MATTE



NATURAL MATTE



MIST MATTE



MARINA MATTE



PLATINUM MATTE



SABLE MATTE


FIELD TILES

FLAT




831 3"x12"

TEXTURED



930 3"x12" Stripes



932 3"x12" Stripes 2 Lines


FIELD TILES

FLAT




831M 3"x12"

TEXTURED



930M 3"x12" Stripes



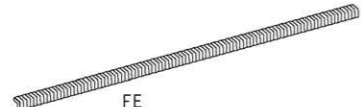
932M 3"x12" Stripes 2 Lines

TRIMS

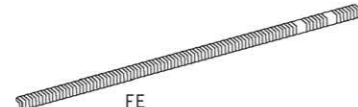
FINISHING EDGES



512 FE 0.4"x12"



519 FE 0.4"x12" Stripes



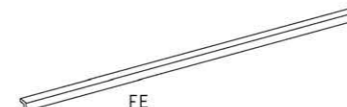
520 FE 0.4"x12" Stripes 2 Lines



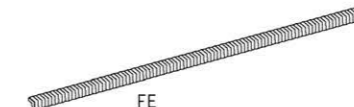
500 FE Corner

TRIMS

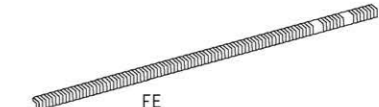
FINISHING EDGES



512M FE 0.4"x12"



519M FE 0.4"x12" Stripes




520M FE 0.4"x12" Stripes 2 Lines



500M FE Corner

PLATINUM GLOSSY




TILES BY TINA
www.tilesbytina.com

MIST GLOSSY & MATTE



MARINA GLOSSY





TILES BY TINA
www.tilesbytina.com

TECHNICAL GUIDE



FIELD TILES		
SIZE	SIZE SPECIFICATIONS	THICKNESS*
FLAT TILE		
3"x12"	2.953"x11.811" (75mm x 300mm)	0.386" (9.8mm)
TEXTURED TILE		
3"x12" Stripes	2.953"x11.811" (75mm x 300mm)	0.386" (9.8mm)
3"x12" Stripes 2	2.953"x11.811" (75mm x 300mm)	0.386" (9.8mm)

APPLICATIONS		
	SUITABLE RESIDENTIAL	SUITABLE COMMERCIAL
Bathroom Walls	YES	YES
Shower Walls	YES	YES
Kitchen Walls	YES	YES
Countertops	YES	NO
Fireplace Surrounds	YES	YES
Outdoor Cooking / Bar Spaces (Non Freeze-Thaw Climates)	YES	YES
Pool Waterlines / Water Fountains	NO	NO
Floors	NO	NO

PERFORMANCE CHARACTERISTICS		
	TEST METHOD ASTM / ISO	RESULT
Water Absorption	C-373 / 10545-3	Pass
Breaking Strength	C-648 / 10545-4	Pass
Stain Resistance	C-1378 / 10545-14	Resistant
Chemical Resistance	C-650 / 10545-13	Resistant
Facial Dimensions	C-499 / 10545-2	Pass
Range of Thickness	C-499 / 10545-2	Pass
Warpage	C-485 / 10545-2	Pass

INSTALLATION	
GROUT JOINT RECOMMENDATION	SHADE VARIATION
1/8"	V1 - Uniform Appearance

CLEANING RECOMMENDATIONS
Routine with a non-abrasive/non-acidic, mild and PH neutral cleaner

CHARACTERISTICS	
Glaze	Solid with subtle movement
Surface Sheen	Glossy and Matte
Texture	Smooth

*Thickness is understood as the highest point of the tile.
Due to the nature of our tile, a certain amount of variation in color, shading, surface and texture are to be expected.