

# Victoria Series **PINCH** Series

**PORCELAIN**




TILES BY TINA

[www.tilesbytina.com](http://www.tilesbytina.com) • 732.539.4655 • [tserpico@tilesbytina.com](mailto:tserpico@tilesbytina.com)

## Pinch Series - Coloured Body Porcelain (Rectified)

**White**



60 x 60 cm (24 x 24) Matte

**Light Grey**




60 x 60 cm (24 x 24) Matte



TILES BY TINA  
[www.tilesbytina.com](http://www.tilesbytina.com)


## Pinch Series - Coloured Body Porcelain (Rectified)

**Dark Grey**



60 x 60 cm (24 x 24) Matte

**Black**



60 x 60 cm (24 x 24) Matte



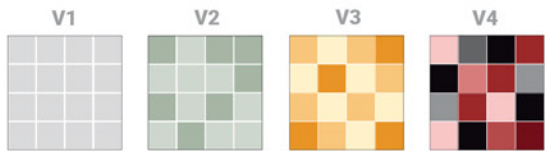
## Pinch SERIES

## Tests Performed -- Results Conform

Test	Standard Used	Min. Requirements	Results
Water Absorption	ISO 10545-3	< 0.5%	Conforms
Dynamic C.O.F.	ANSI A137.1-2012	≥ 0.42	Conforms (Matte Finish)
Bending / Breaking Strength	ISO 10545-4	>1300N	Conforms
Modulus of Rupture	ISO 10545-4	≥ 35N/mm <sup>2</sup>	Conforms
Slip Resistance	DIN 51130	R-9	Conforms (Matte Finish)
Chemical Resistance	ISO 10545-13	min. UB	Conforms
Frost Resistance	ISO 10545-12	Required	Conforms
Stain Resistance	ISO 10545-14	> Class 3	Conforms

Technical data is supplied by the manufacturer and is subject to change at any time.

## Colour Variation



## Examples of Recommended Applications



## Packing Details

TILE SIZE	PC/BOX	SF/BOX	LB/BOX	BOX/PAL
24" x 24" Matte	3	11.62	58.68	40



TILES BY TINA  
www.tilesbytina.com

PRODUCT	WALL APPLICATION		FLOOR APPLICATION	
	Interior	Exterior	Interior	Exterior
<b>TILE BOND COAT</b>	<ul style="list-style-type: none"> <li>• 66 FlexLite</li> <li>• 56SR LHT Mortar</li> </ul>	<ul style="list-style-type: none"> <li>• 5400 Maxi-Flex</li> <li>• 51/44 Latex Mortar System</li> </ul>	<ul style="list-style-type: none"> <li>• 56SR LHT Mortar</li> <li>• 5400 Maxi-Flex</li> </ul>	<ul style="list-style-type: none"> <li>• 5400 Maxi-Flex</li> <li>• 51/44 Latex Mortar System</li> </ul>
<b>GROUT</b>	<ul style="list-style-type: none"> <li>• 500 PM Unsanded</li> <li>• 600 PM Sanded</li> <li>• ColourMax Plus Quartz</li> </ul>	<ul style="list-style-type: none"> <li>• 600 PM Sanded</li> <li>• 1600 RSG Fast Setting</li> </ul>	<ul style="list-style-type: none"> <li>• 600 PM Sanded</li> <li>• FlexEpoxy 100 Epoxy</li> </ul>	<ul style="list-style-type: none"> <li>• 600 PM Sanded</li> <li>• 1600 RSG Fast Set</li> </ul>
<b>CAULKING</b>	Ultra Performance (colour-matched to grout)	Ultra Performance (colour-matched to grout)	Ultra Performance (colour-matched to grout)	Ultra Performance (colour-matched to grout)

**SURFACE PREPARATION (If Required)**

- Floor levelling: 59 Flex Flo / 5900 Flex Flo Plus Self Levelling Underlayment
- Waterproofing: WP900 Waterproof Membrane
- Crack Isolation/Uncoupling: Flexilastic 1000 Crack Isolation Membrane / FlexMat Uncoupling Membrane

\* For a complete listing of FLEXILE products and accessories including Sound Control, In-Floor Heating, and further setting options, please visit [www.flextile.net](http://www.flextile.net)



**“MORE” Surface Care Product Guide**

Task	Product Recommendation	Dilution with Water	Frequency
Grout Sealing	MORE™ Grout, Ceramic & Porcelain Sealer	Ready to use	Commercial: 1-3 Years Residential: 5-8 Years
Daily Maintenance	MORE™ Stone and Tile Cleaner	1 : 128 Ratio	Daily
Deep Cleaning	MORE™ Alkaline Cleaner	1 : 4 Ratio	As Needed
Grout Haze- Cementitious	MORE™ Acidic Cleaner	1 : 4 Ratio	As Needed
Grout Haze - Epoxy / Urethane	MORE™ Coating Stripper*	Ready to use	As Needed

\* Always test in an inconspicuous area to make sure the product is achieving the desired results and is not damaging the finish of the surface.





Dark Grey



White



TILES BY TINA  
[www.tilesbytina.com](http://www.tilesbytina.com)



Light Grey



TILES BY TINA  
[www.tilesbytina.com](http://www.tilesbytina.com)