



Roberto Wall Tile

Zellige



TILES BY TINA

www.tilesbytina.com

732.539.4655

tserpico@tilesbytina.com



CERAMIC
—

Roberto Wall Tile **Zellige**

Zellige, inspired by ancient Moroccan tiles. Its glossy finish, long rectangular format, irregular edges and exquisite color range are bound to create magical spaces.

Zellige Dark Gray 2.5"x16"

2 | Zellige

Ceramic Wall
≡ 2.5"x16"

 TILES BY TINA
www.tilesbytina.com


Zellige | 3



Zellige Deep Blue 2.5"x16"



Zellige White 2.5"x16"




Zellige Tender Gray 2.5"x16"


Zellige

Ceramic Wall


8.5 |  | 2.5"x16"
6.35x40 cm




Deep Blue

 2.5"x16"


 3/4"x16"




Emerald Green

 2.5"x16"


 3/4"x16"




White

 2.5"x16"


 3/4"x16"




Tender Gray

 2.5"x16"

 3/4"x16"



Dark Gray

 2.5"x16"

 3/4"x16"



TILES BY TINA
www.tilesbytina.com

Roberto Wall Tile

Zellige

Ceramic Wall

Technical Specifications

CHARACTERISTICS	STANDARD	DECLARED ASTM
Water Absorption	C373	>10%
Break Strength	C648	Meet or Exceeds
Scratch Hardness	MOH's Scale	N/A
Chemical Resistance	C650	Unaffected
Shade and Texture Rating	CTDA "V"	V3
Warpage	C485	Pass

Packaging Info

Size	SF per carton	PC per carton
2.5"x16"	11.09	40
3/4"x16" Bullnose	3.60	40



TILES BY TINA
www.tilesbytina.com