



# Roberto Series Downtown



TILES BY TINA  
[www.tilesbytina.com](http://www.tilesbytina.com)  
732.539.4655  
[tserpico@tilesbytina.com](mailto:tserpico@tilesbytina.com)





PORCELAIN

# Roberto Series Downtown

Transform your space into a place of gathering, exchange and interaction with our Downtown series. This color body porcelain is available in multiple colors and formats that provide a clean and rigorous look.

Downtown Gray 24"x24" R & 12"x24" R

Glazed Porcelain

◇ 24"x48" R - 24"x24" R - 12"x24" R



TILES BY TINA  
[www.tilesbytina.com](http://www.tilesbytina.com)





Downtown Gris 24"x24" R



Downtown Blanco 12"x24" R & 12"x12" Mosaic



TILES BY TINA  
[www.tilesbytina.com](http://www.tilesbytina.com)



# Downtown


Glazed Porcelain



TILES BY TINA  
www.tilesbytina.com



24"x24" R 12"x24" R  
60x60 cm 30x60 cm



## Blanco



24"x24" R




12"x24" R



12"x12" Mosaic



3"x24" Bullnose



## Gris



24"x24" R




12"x24" R



12"x12" Mosaic



3"x24" Bullnose



## Marengo




24"x24" R



12"x12" Mosaic



3"x24" Bullnose



## Antracita



24"x24" R



12"x24" R



12"x12" Mosaic



3"x24" Bullnose

# Downtown

Glazed Porcelain

## Technical Specifications

CHARACTERISTICS	STANDARD	DECLARED ASTM
Water Absorption	C373	<=0.1%
Break Strength	C648	Min. 450
Scratch Hardness	MOH's Scale	7
Chemical Resistance	C650	Unaffected
Frost Resistance	C1026	Resistant
Group	SEE FAQs	4
PEI - Glazed Tiles	C1027	4
Minimum Bond Strength (PSI)	C482	165
Dynamic Coefficient of Friction (DCOF)	A137.1	>=0.42
Shade and Texture Rating	CTDA "V"	V3
Facial Dimensions	C499	Pass
Range of Thickness	C499	Pass
Warpage	C485	Pass
Wedging	C502	Pass

## Packaging Information

Size	SF per carton	PC per carton	BX per pallet
24"x24" R	27.13	7	24
12"x24" R	15.50	8	24
12"x12" Mosaic	5.81	6	60
3"x24" Bullnose	5.17	10	60



TILES BY TINA  
www.tilesbytina.com