



# Roberto CC Wall Tile



TILES BY TINA  
[www.tilesbytina.com](http://www.tilesbytina.com)  
732.539.4655  
[tserpico@tilesbytina.com](mailto:tserpico@tilesbytina.com)



## Roberto CC Wall Tile

This flagship collection and true classic has been revamped with a variety of formats and finishes to make it more modern and versatile. Ideal for any commercial or residential space, let this color palette be the inspiration for your next project.

Taupe Bright 6"x18"

### Ceramic Wall

2"x8" - 3"x6" - 3"x12" - 3"x12" Picket - 4 1/4"x4 1/4" - 4 1/4"x10"  
4"x12" - 4"x16" - 6"x6" - 6"x18" - 13"x24" - 10"x28"



TILES BY TINA  
www.tilesbytina.com





White Ice Bright 2"x8"

 TILES BY TINA  
[www.tilesbytina.com](http://www.tilesbytina.com)



Spring Green Bright, Wedgewood Bright & Tender Gray Matte 4"x4"



White Ice Bright 4"x4"






**10"x28"**  
25x71 cm



**13"x24"**  
33x60 cm



**6"x18"**  
15x45 cm



**6"x6"**  
15x15 cm



**4"x12"**  
10x30 cm



**4 1/4"x16"**  
11x40 cm



**4 1/4"x10"**  
11x25 cm



**4 1/4"x4 1/4"**  
11x11 cm



**3"x6"**  
7.7x15 cm



**3"x12"**  
7.7x30.5 cm



**3"x12" Picket**  
7.7x30.5 cm



**2"x8"**  
5x20 cm

GROUP 0



**White Ice Bright U081**  
2x8, 3x6, 3x12, 3x12 Picket,  
4 1/4x4 1/4, 4 1/4x10, 4x12, 4 1/4x16,  
6x6, 6x18, 9 1/2x13, 13x24, 10x28




**Biscuit Bright U074**  
2x8, 3x6, 4 1/4x4 1/4, 4 1/4x10, 4 1/4x16,  
6x6, 6x18



**Tender Gray Bright U761**  
2x8, 3x6, 3x12, 3x12 Picket,  
4 1/4x4 1/4, 4 1/4x10, 4 1/4x16, 6x6, 6x18


GROUP 1



**Snow White Bright U072**  
3x6, 4 1/4x10




**Black Bright U759**  
3x6, 4 1/4x4 1/4, 6x6



**White Ice Matte U281**  
2x8, 3x6, 3x12, 3x12 Picket,  
4 1/4x4 1/4, 4 1/4x10, 4 1/4x16, 6x6, 6x18



**Biscuit Matte U274**  
3x6, 4 1/4x4 1/4, 4 1/4x10, 4 1/4x16, 6x6



**Tender Gray Matte U261**  
3x6, 3x12, 3x12 Picket, 4 1/4x4 1/4,  
4 1/4x10, 4 1/4x16, 6x6




**Taupe Bright U789**  
3x6, 4 1/4x4 1/4, 4 1/4x10, 4 1/4x16,  
6x6, 6x18



**Taupe Matte U289**  
3x6, 4 1/4x4 1/4, 4 1/4x10, 4 1/4x16,  
6x6

GROUP 2



**Bone Bright U078**  
3x6, 4 1/4x4 1/4, 6x6



**Dark Gray Bright U769**  
3x6, 4 1/4x4 1/4, 6x6



**Cobalt Bright U726**  
3x6, 4 1/4x4 1/4, 6x6

GROUP 3



**Mustard Bright U745**  
3x6, 4 1/4x4 1/4



**Yellow Bright U744**  
3x6, 4 1/4x4 1/4

GROUP 3



**Olive Green Bright U715**  
3x6, 3x12, 4 1/4x16



**Soft Blue Bright U723**  
3x6, 3x12, 4 1/4x16



**Deep Blue Bright U725**  
3x6, 3x12, 4 1/4x16



**Kelly Bright U719**  
3x6, 4 1/4x4 1/4



**Spring Green Bright U711**  
3x6, 4 1/4x4 1/4

GROUP 4



**Red Pepper Bright U739**  
3x6, 4 1/4x4 1/4, 4 1/4x10, 6x6

Color Splash



**Neu Gray U705**  
3x12, 4x12



**Petrol U706**  
3x12, 4x12



**Teal U707**  
4x12



**Mist U708**  
3x12, 4x12



**Sage Green U709**  
3x12




1. U081 & U761 Only; 2. U081 & U281 Only; 3. U081 Only; 4. U261 & U274 Not available; 5. U074 & U274 Not available; 6. U789 & U289 Not available; 7. U072 Not available; 8. U789 & U289 Only.

\*Meets Los Angeles County Construction Code

## Trims Descriptions

| SKU #   | Description                 | SKU #      | Description                        | SKU #      | Description                |
|---------|-----------------------------|------------|------------------------------------|------------|----------------------------|
| PENCIL  | 1/2x6 Pencil                | S4289      | 2x8 Surface Bullnose               | AT3401     | 4 1/4x4 1/4 Cove Base      |
| S4112   | 1/2x12 Pencil               | SN4339     | 3x3 Surface Bullnose Angle         | STCR/L3401 | 4 1/4x4 1/4 Cove Angle     |
| AK106   | 3/4x3/4 Universal In Angle  | S4369      | 3x6 6" Surface Bullnose            | AT3410     | 4x6 Cove Base              |
| A106    | 3/4x6 Bead                  | S4639      | 3x6 3" Surface Bullnose            | ATCR/L3410 | 4x6 Cove Angle             |
| AC106   | 3/4x6 Bead Out Angle        | S439       | 3x9 1/2 Surface Bullnose           | S4169      | 4x16 Surface Bullnose      |
| SN4269  | 2x2 Surface Cap Angle       | S4310      | 3x10 Surface Bullnose              | S4669      | 6x6 Surface Bullnose       |
| AN4200  | 2x2 Radius Cap Angle        | S4312      | 3x12 Surface Bullnose              | SN4669     | 6x6 Surface Bullnose Angle |
| AT8262  | 2 1/8x2 5/8x6 Sink Rail     | ATI663     | 3x6 Cove Base                      | AT3610     | 6x6 Cove Base              |
| ATC8262 | 2 1/8x2 5/8 Sink Rail Angle | STCR/L1663 | 3x6 Cove Angle                     | ATCR/L3610 | 6x6 Cove Angle             |
| S4269   | 2x6 Surface Cap             | S4449      | 4 1/4x4 1/4 Surface Bullnose       | S3619TN    | 6x6 Sanitary Cove Base     |
| A4200   | 2x6 Radius Cap              | SN4449     | 4 1/4x4 1/4 Surface Bullnose Angle | S4618      | 6x18 Surface Bullnose      |



White Ice Bright & Mustard Bright 4"x4"



White Ice Bright & Tender Gray Matte 3"x12"



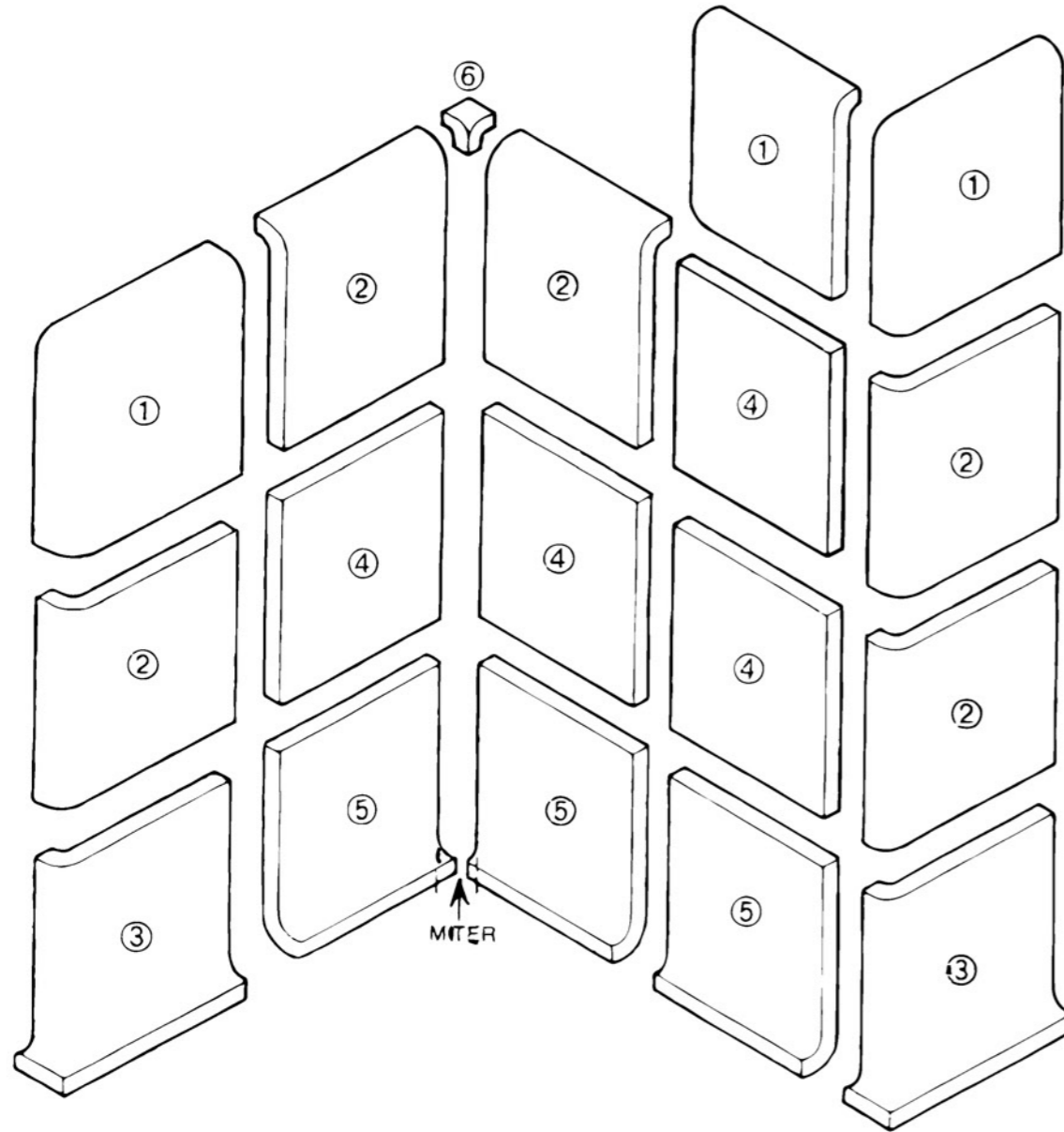
White Ice Matte 3"x6"





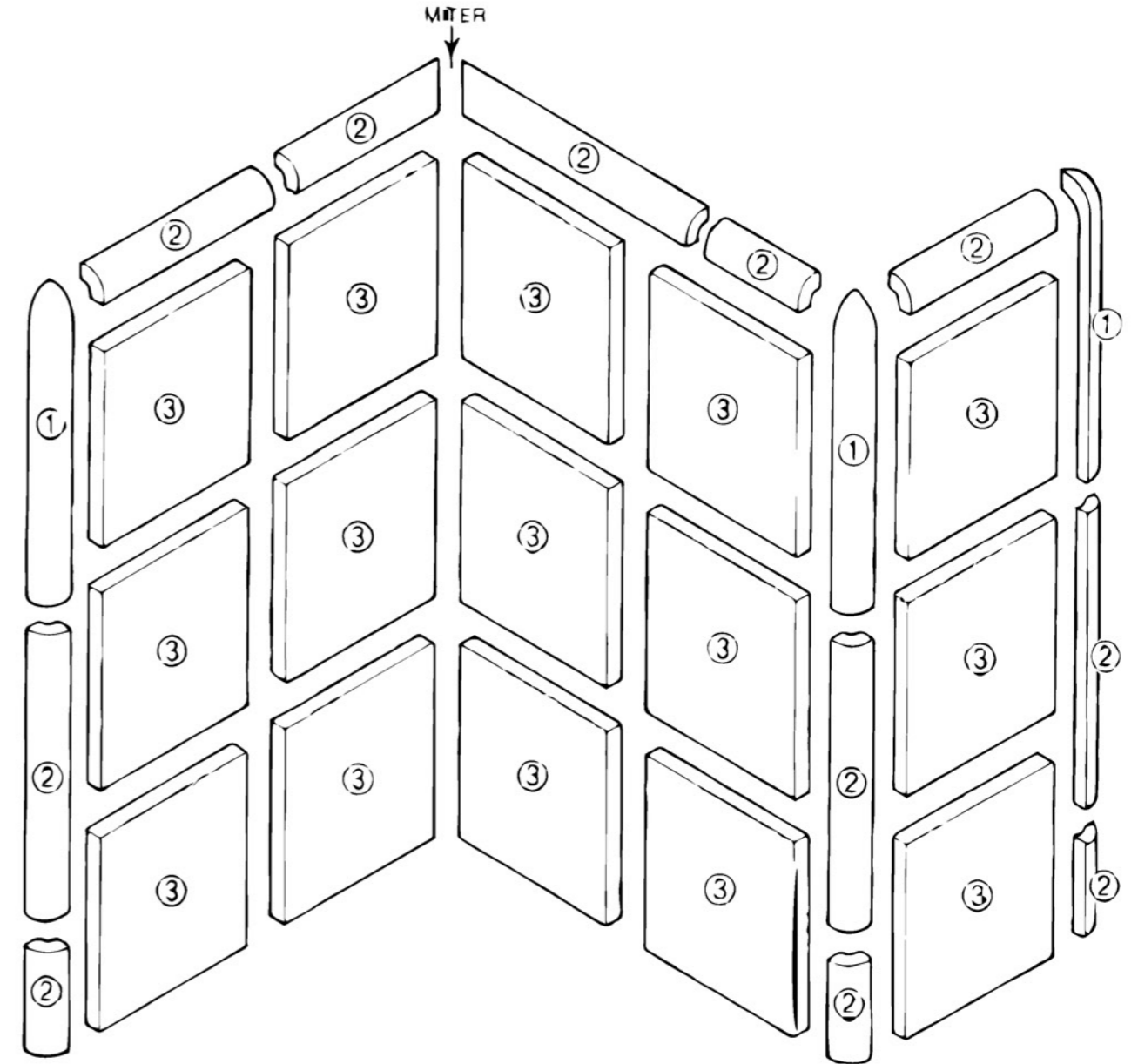
Trims Installation Suggestion

4 1/4"x4 1/4" Conventional Square in Corners



- 1. SN4449 - 4 1/4x4 1/4 Surface Bullnose Angle
- 2. S4449 - 4 1/4x4 1/4 Surface Bullnose
- 3. STCR3401 - 4 1/4x4 1/4 Cove Angle
- 4. 4 1/4x4 1/4 Field Tile
- 5. AT3401 - 4x4 Cove Base
- 6. AK106- 3/4x3/4 Universal In Angle

4 1/4"x4 1/4" Conventional Square in Corners

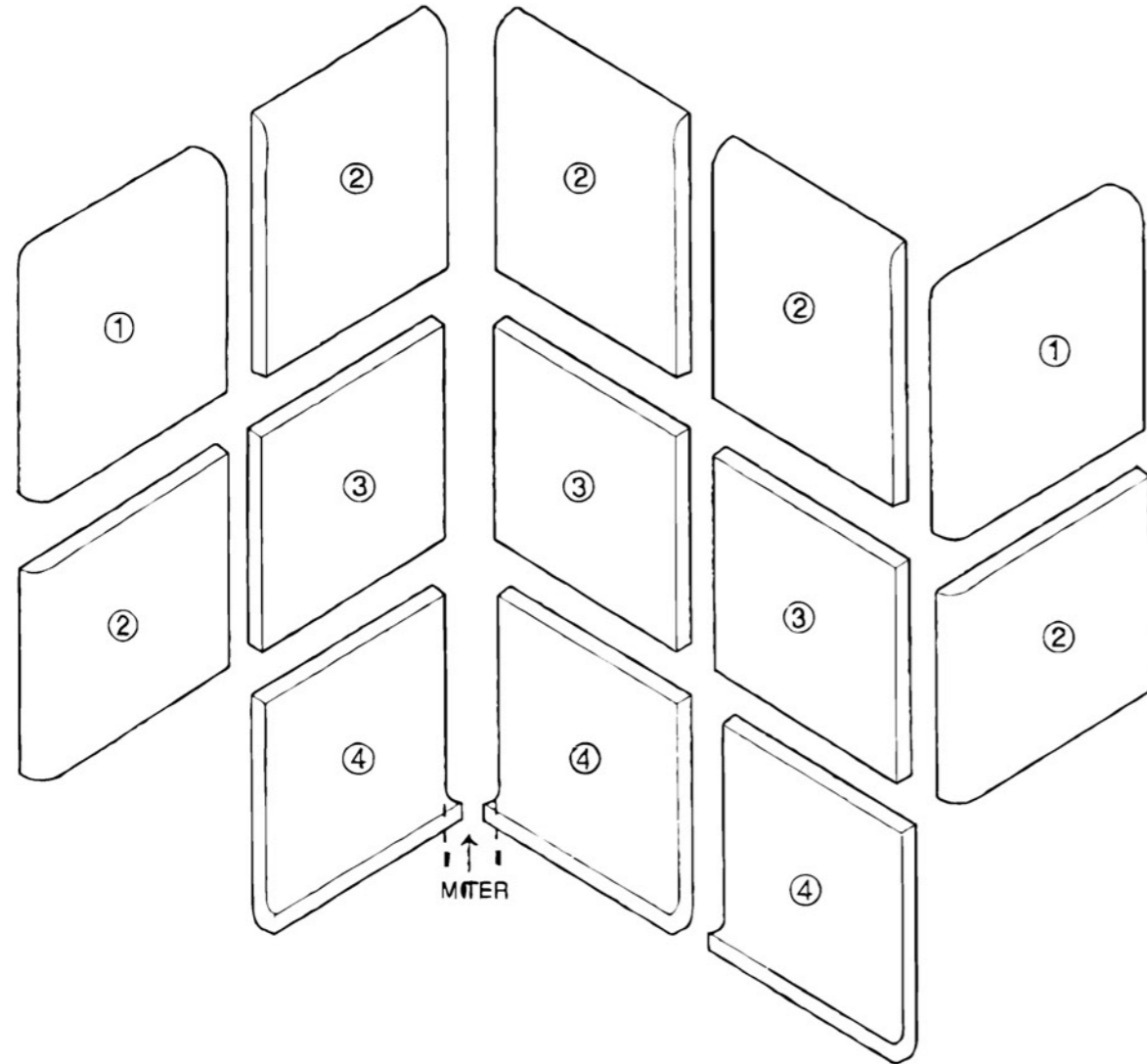


- 1. AC106 - 3/4x6 Bead Out Angle
- 2. A106 - 3/4x6 Bead
- 3. 4 1/4x4 1/4 Field Tile




Trims Installation Suggestion

6"x6 Thin-Set Square in Corners



- 1. SN4669 - 6x6 Surface Bullnose Angle
- 2. S4669 - 6x6 Surface Bullnose
- 3. 6x6 Field Tile
- 4. AT3610 - 6x6 Cove Base



Technical Specifications

| CHARACTERISTICS          | STANDARD    | DECLARED ASTM    |
|--------------------------|-------------|------------------|
| Water Absorption         | C373        | >10%             |
| Break Strength           | C648        | Meets or exceeds |
| Scratch Hardness         | MOH's Scale | 3                |
| Chemical Resistance      | C650        | Unaffected       |
| Shade and Texture Rating | CTDA "V"    | V1               |
| Warpage                  | C485        | Pass             |
| Wedging                  | C502        | Pass             |

Packaging Info

| Size                      | SF per carton | PC per carton |
|---------------------------|---------------|---------------|
| 2"x8"                     | 6.50          | 60            |
| 3"x6"                     | 10.00         | 80            |
| 3"x6"                     | 11.26         | 88            |
| 3"x12"                    | 12.59         | 50            |
| 3"x12"                    | 12.64         | 50            |
| 3"x12" Picket             | 11.79         | 50            |
| 4¼"x4¼"                   | 10.00         | 80            |
| 4¼"x10"                   | 11.25         | 38            |
| 4"x12"                    | 12.64         | 32            |
| 4"x12"                    | 11.51         | 32            |
| 4¼"x16"                   | 15.33         | 32            |
| 6"x6"                     | 12.60         | 50            |
| 6"x8"                     | 6.45          | 60            |
| 6"x18"                    | 12.00         | 16            |
| 6"x18" White Ice<br>(7mm) | 13.45         | 18            |
| 13"x24"                   | 23.49         | 11            |
| 10"x28"                   | 13.13         | 7             |

