

# VICTORIA CHIMEWOOD Series

SPC / VINYL



TILES BY TINA

[www.tilesbytina.com](http://www.tilesbytina.com) • 732.539.4655 • [tserpico@tilesbytina.com](mailto:tserpico@tilesbytina.com)

# CHIMEWOOD Series - SPC/Vinyl (Matte Finish)

**ICE**



17 x 121 cm (7" x 48")  
SPC without underpad

17 x 121 cm (7" x 48")  
SPC with underpad

17 x 121 cm (7" x 48")  
LVT Glued Down

**SILVER**



17 x 121 cm (7" x 48")  
SPC without underpad

17 x 121 cm (7" x 48")  
SPC with underpad

17 x 121 cm (7" x 48")  
LVT Glued Down

**LIGHT TAUPE**



17 x 121 cm (7" x 48")  
SPC without underpad

17 x 121 cm (7" x 48")  
SPC with underpad

**LIGHT GREY**



17 x 121 cm (7" x 48")  
SPC without underpad

# CHIMEWOOD Series - SPC/Vinyl (Matte Finish)

**BONE**



17 x 121 cm (7" x 48")  
SPC without underpad

17 x 121 cm (7" x 48")  
SPC with underpad

**ALMOND**



17 x 121 cm (7" x 48")  
SPC without underpad

17 x 121 cm (7" x 48")  
SPC with underpad

**BEIGE**



17 x 121 cm (7" x 48")  
SPC without underpad

17 x 121 cm (7" x 48")  
SPC with underpad

**LIGHT BROWN**



17 x 121 cm (7" x 48")  
SPC without underpad

17 x 121 cm (7" x 48")  
LVT Glued Down



## CHIMEWOOD Series - SPC/Vinyl (Matte Finish)

**TAN**



17 x 121 cm (7" x 48")  
SPC without underpad

17 x 121 cm (7" x 48")  
SPC with Underpad

17 x 121 cm (7" x 48")  
LVT Glued Down

**TAUPE**



17 x 121 cm (7" x 48")  
SPC without underpad

17 x 121 cm (7" x 48")  
SPC with Underpad

17 x 121 cm (7" x 48")  
LVT Glued Down

**BROWN**



17 x 121 cm (7" x 48")  
SPC without underpad

17 x 121 cm (7" x 48")  
SPC with Underpad

17 x 121 cm (7" x 48")  
LVT Glued Down

**EXPRESSO**



17 x 121 cm (7" x 48")  
SPC without underpad

17 x 121 cm (7" x 48")  
SPC with Underpad

17 x 121 cm (7" x 48")  
LVT Glued Down



**TILES BY TINA**  
[www.tilesbytina.com](http://www.tilesbytina.com)

## CHIMEWOOD Series - SPC/Vinyl (Matte Finish)

### ANTHRACITE



The Chimewood Collection is our signature luxury vinyl tile flooring that features authentic design, natural color, and realistic texture that recreates the beauty of real hardwood.



The collection is Floorscore certified for low VOC providing an environmentally friendly option for flooring applications both commercial and residential.

The collection (except Glued Down LVT) features a hinge to ensure a seamless water proof installation.

The UV Coating (UV Surface Protection) Layer strengthens abrasion and scratch resistance of the floor surface; uniforms the gloss level; strengthens the function of the waterproof and resistance to dirt; and protects colour from light.

The 0.5 mm Wear Layer ensures abrasion strength, increasing product life of use.

---

**\*\*\*SOLD per BOX only\*\*\***

17 x 121 cm (7" x 48")  
SPC without underpad


17 x 121 cm (7" x 48")  
SPC with Underpad

17 x 121 cm (7" x 48")  
LVT Glued Down




TILES BY TINA  
[www.tilesbytina.com](http://www.tilesbytina.com)

**CHIMEWOOD Series - SPC Structure (with and without Underpad)**

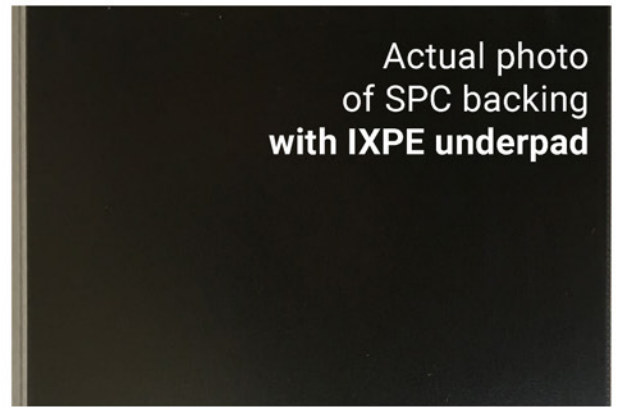


SPC Layers	SPC without underpad	SPC with underpad
UV Surface Protection	✓	✓
PVC Embossed Wear Layer (0.5mm)	✓	✓
High Definition Photographic Layer	✓	✓
SPC Core Layer	✓	✓
Glue Layer	✗	✓
Sound Absorbing Layer IXPE (Underpad)	✗	✓



**SPC without the underpad**

Total thickness of **4 mm**




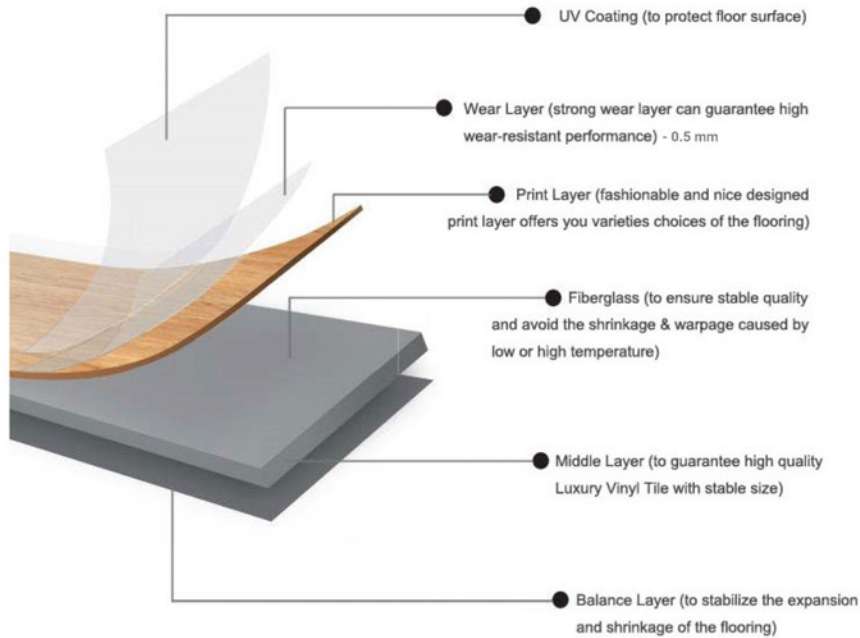
**SPC with IXPE underpad**

Total thickness of **5 mm**

# CHIMEWOOD Series - LVT Glued Down Structure

## Luxury Vinyl Tile Structure

---


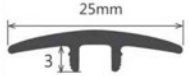



New LVT Glued Down

Total thickness of **2.5 mm**

# CHIMEWOOD Series - SPC/Vinyl

## SPC/VINYL TRIMS (BULLNOSE)

<b>COLOURS</b>  (Please contact your Sales Representative for samples.)	<b>Vinyl Reducer</b> <b>106.3" x 1.1"</b> (Thickness: 5 mm)	<b>Vinyl TBAR</b> <b>106.3" x 0.98"</b> (Thickness: 3 mm)	<b>Vinyl Nosing</b> <b>106.3" x 0.94"</b> (Thickness: 5.5 mm)
	<b>REDUCER (PFM)</b> 28x5mm PVC  	<b>T-BAR (PSPM)</b> 25x3mm PVC  	<b>STAIR NOSING (PFM)</b> 25x5.5mm PVC  
Almond/Bone			
Anthracite			
Beige			
Brown			
Espresso			
Ice			
Light Brown			
Light Grey			
Light Taupe			
Silver			
Tan			
Taupe			

\*\*\*SOLD per piece only\*\*\*

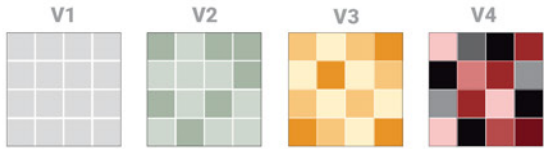




## CHIMEWOOD Series - SPC/Vinyl

Technical data is supplied by the manufacturer and is subject to change at any time.

### Colour Variation



### Examples of Recommended Applications

Residential



Commercial



Indoor



Wall



Floor



### Packing Details

SPC/LVT SIZE	PC/BOX	SF/BOX	LB/BOX	BOX/PAL
<b>7" x 48" Matte</b> (sold per BOX) SPC with or without underpad	11	26.19	43.45	55
<b>LVT Glued Down - 7" x 48" Matte</b> (sold per BOX)	16	38.09	35.20	75
TRIMS (Bullnose)	PC/BOX	LB/PC		
<b>Vinyl Reducer</b> 106.3"x1.1" (Thickness: 5 mm)	80	0.83	(sold per pc)	
<b>Vinyl TBAR</b> 106.3"x0.98" (Thickness: 3 mm)	100	0.54	(sold per pc)	
<b>Vinyl Nosing</b> 106.3"x0.94" (Thickness: 5.5 mm)	150	0.47	(sold per pc)	



TILES BY TINA  
www.tilesbytina.com

### **SURFACE PREPARATION (If Required)**

- Minor floor surface repair, patching: Flextile Flextile-Patch
- Floor Levelling: 59 Flex Flo / 5900 Flex Flo Plus Self Levelling Underlayment

*\* For a complete listing of Flextile products and accessories including Sound Control and further setting options, please visit [www.flextile.net](http://www.flextile.net)*

## **Maintenance Guide for SPC Flooring**

(The information below was provided by the manufacturer)

- Regularly sweep the floor to remove loose dirt or grit as these can cause fine scratches.
- For a thorough clean, a range of pH neutral cleaning products are available. Avoid the use of regular household cleaners and bleach-based detergents. These could make the floor slippery or cause discolouration.
- Always mop up spills as soon as possible, to reduce the risk of slipping and possible staining.
- Use entrance mats to protect against grit and moisture. Ensure they are of non-staining variety (not rubber-backed) to prevent any discolouration of the floor.
- Avoid sliding or dragging furniture or other objects across the floor - use floor protector pads to prevent scratching.
- Use large castor cups or other means to protect against indentation from heavy furniture.
- Maintain room temperature between 65-85°F\* (18-27°C) for optimum performance.
- Do not subject this product to standing water. This this will present a slip hazard.
- Care must be taken when using underfloor heating to avoid damage to the floor caused by localised 'hot spots/ thermal blocks'. Care must also be taken in placing rugs, and items of furniture which do not allow hot air circulation.

*ASTM standards require installation in range 65-85°F; elsewhere the temperature should be 18-27°C.*

*\*\* Where the flooring run exceeds 30 ft. (9 m) in width or length, an expansion joint should be used and repeated thereafter.*





LIGHT BROWN



TAN



TILES BY TINA  
[www.tilesbytina.com](http://www.tilesbytina.com)



ALMOND



BEIGE



TILES BY TINA  
[www.tilesbytina.com](http://www.tilesbytina.com)



ICE



LIGHT TAUPE



TILES BY TINA  
[www.tilesbytina.com](http://www.tilesbytina.com)



BONE



BROWN



TILES BY TINA  
[www.tilesbytina.com](http://www.tilesbytina.com)



EXPRESSO



ANTHRACITE



TILES BY TINA  
[www.tilesbytina.com](http://www.tilesbytina.com)